

Test Report

CLIENT: **Architectural Supplements LLC**
Waterbury, CT

Sound Absorption
RAL™-A19-076

CONDUCTED: 2019-02-25

Page 1 of 9

ON: BioMontage® Panels - Long Moss

TEST METHODOLOGY

Riverbank Acoustical Laboratories™ is accredited by the U.S. Department of Commerce, National Institute of Standards and Technology (NIST) under the National Voluntary Laboratory Accreditation Program (NVLAP) as an ISO 17025:2005 Laboratory (NVLAP Lab Code: 100227-0) and for this test procedure. The test reported in this document conformed explicitly with ASTM C423-17: "Standard Test Method for Sound Absorption and Sound Absorption Coefficients by the Reverberation Room Method." The specimen mounting was performed according to ASTM E795-16: "Standard Practices for Mounting Test Specimens During Sound Absorption Tests." A description of the measurement procedure and room specifications are available upon request. The results presented in this report apply to the sample as received from the client.

INFORMATION PROVIDED BY CLIENT

The test specimen was designated by the client as BioMontage® Panels - Long Moss. The following nominal product information was provided by the sponsor prior to testing. The accuracy of such client-provided information can affect the validity of the test results.

Product Under Test

Trade Name: BioMontage® Panels
Material: Long Moss
Manufacturer: Architectural Supplements LLC

SPECIMEN MEASUREMENTS & TEST CONDITIONS

Through a full external visual inspection performed on the test specimen, Riverbank personnel verified the following information:

Test Specimen

Materials: Organic material in metal trays, plastic frames
Tray Dimensions: 16 @ 584.2 mm (23 in.) x 584.2 mm (23 in.)
Tray Depth: 22.22 mm (0.875 in.)
Frame Dimensions: 16 @ 603.25 mm (23.75 in.) x 603.25 mm (23.75 in.)
Frame Depth: 73.02 mm (2.875 in.)
Assembly: Trays laid in frames, secured by snap-in perimeter pieces
Organic material approximately flush with top of frame
Weight: Trays with organic material @ 35.95 kg (79.25 lbs)
Frames @ 54.66 kg (120.5 lbs)

1512 S BATAVIA AVENUE
GENEVA, IL 60134
630-232-0104

An ALION Technical Center

RIVERBANK.ALIONSCIENCE.COM

FOUNDED 1918 BY
WALLACE CLEMENT SABINE

Test Report

Architectural Supplements LLC
2019-02-25

RAL™-A19-076
Page 2 of 9

Overall Specimen Properties

Size: 2.44 m (95.875 in) wide by 2.44 m (95.875 in) long
Thickness: 0.07 m (2.875 in)
Weight: 90.61 kg (199.75 lbs)
Mass per Unit Area: 15.28 kg/m² (3.13 lbs/ft²)
Calculation Area: 5.93 m² (63.83 ft²)

Test Environment

Room Volume: 291.98 m³
Temperature: 21.0 °C ± 0.0 °C (Requirement: ≥ 10 °C and ≤ 5 °C change)
Relative Humidity: 65.5 % ± 3.4 % (Requirement: ≥ 40 % and ≤ 5 % change)
Barometric Pressure: 100.3 kPa (Requirement not defined)

MOUNTING METHOD

Type A Mounting: The test specimen was laid directly against the test surface. The perimeter edges were exposed, as would be typical of an actual installation of this specimen.

1512 S BATAVIA AVENUE
GENEVA, IL 60134
630-232-0104

An **ALION** Technical Center

RIVERBANK.ALIONSCIENCE.COM

FOUNDED 1918 BY
WALLACE CLEMENT SABINE

Test Report

Architectural Supplements LLC
2019-02-25

RAL™-A19-076
Page 3 of 9



Figure 1 – Specimen mounted in test chamber



Figure 2 – Frame pieces (left, center), tray with organic material (right)

1512 S BATAVIA AVENUE
GENEVA, IL 60134
630-232-0104

An **ALION** Technical Center

RIVERBANK.ALIONSCIENCE.COM

FOUNDED 1918 BY
WALLACE CLEMENT SABINE

Test Report

Architectural Supplements LLC
2019-02-25

RAL™-A19-076
Page 4 of 9



Figure 3 – Side view of tray with organic material



Figure 4 – Detail of organic material installed in plastic frame

1512 S BATAVIA AVENUE
 GENEVA, IL 60134
 630-232-0104

An  ALION Technical Center

RIVERBANK.ALIONSCIENCE.COM

FOUNDED 1918 BY
 WALLACE CLEMENT SABINE

Test Report

Architectural Supplements LLC
 2019-02-25

RAL™-A19-076

Page 5 of 9

TEST RESULTS

Specimen total absorption and absorption coefficient are tabulated at the eighteen standard frequencies. A graphic presentation of the data and additional information appear on the following pages.

1/3 Octave Center Frequency (Hz)	Total Absorption (m ²)	Total Absorption (Sabins)	Absorption Coefficient
100	1.58	16.95	0.27
** 125	1.66	17.87	0.28
160	2.07	22.24	0.35
200	3.88	41.77	0.65
** 250	3.75	40.39	0.63
315	2.93	31.57	0.49
400	3.02	32.51	0.51
** 500	4.04	43.50	0.68
630	4.19	45.07	0.71
800	3.43	36.92	0.58
** 1000	3.26	35.10	0.55
1250	3.43	36.88	0.58
1600	3.69	39.67	0.62
** 2000	3.89	41.92	0.66
2500	4.04	43.52	0.68
3150	3.80	40.93	0.64
** 4000	3.97	42.71	0.67
5000	4.49	48.36	0.76

SAA = 0.61
NRC = 0.65



RIVERBANK ACOUSTICAL LABORATORIES IS ACCREDITED BY NVLAP (LAB CODE 100227-0) FOR ACOUSTICAL TESTING SERVICES IN ACCORDANCE WITH ISO/IEC 17025:2005 AND FOR THIS PROCEDURE. THIS REPORT MUST NOT BE USED BY THE CLIENT TO CLAIM PRODUCT CERTIFICATION, APPROVAL, OR ENDORSEMENT BY RAL, NVLAP, NIST, OR ANY AGENCY OF THE U.S. GOVERNMENT. THIS REPORT SHALL NOT BE MODIFIED WITHOUT THE WRITTEN APPROVAL OF RAL. THE RESULTS REPORTED APPLY ONLY TO THE SPECIFIC SAMPLE SUBMITTED FOR TESTING; RAL ASSUMES NO RESPONSIBILITY FOR THE PERFORMANCE OF ANY OTHER SAMPLE.

1512 S BATAVIA AVENUE
GENEVA, IL 60134
630-232-0104

An ALION Technical Center

RIVERBANK.ALIONSCIENCE.COM

FOUNDED 1918 BY
WALLACE CLEMENT SABINE

Test Report


Architectural Supplements LLC
2019-02-25

RAL™-A19-076
Page 6 of 9


TEST RESULTS (continued)


The sound absorption average (SAA) is defined in ASTM C423-17 Section 3.1.1 as the arithmetic average of the sound absorption coefficients of a material for the twelve one-third octave bands from 200 Hz through 2500 Hz, inclusive, rounded to the nearest integer multiple of 0.01.

The noise reduction coefficient (NRC) is defined from previous versions of ASTM C423 as the arithmetic average of the sound absorption coefficients at 250 Hz, 500 Hz, 1000 Hz, and 2000 Hz, rounded to the nearest integer multiple of 0.05.

Tested by 
Marc Sciaky
Senior Experimentalist

Report by 
Malcolm Kelly
Acoustical Test Engineer

Approved by 
Eric P. Wolfram
Laboratory Manager


Digitally signed by Eric P Wolfram
DN: cn=Eric P Wolfram, o=Alion
Science & Technology, ou=Riverbank
Acoustical Laboratories,
email=ewolfram@alionscience.com,
c=US
Date: 2019.03.12 14:41:59 -05'00'

1512 S BATAVIA AVENUE
GENEVA, IL 60134
630-232-0104

An ALION Technical Center

RIVERBANK.ALIONSCIENCE.COM

FOUNDED 1918 BY
WALLACE CLEMENT SABINE

Test Report

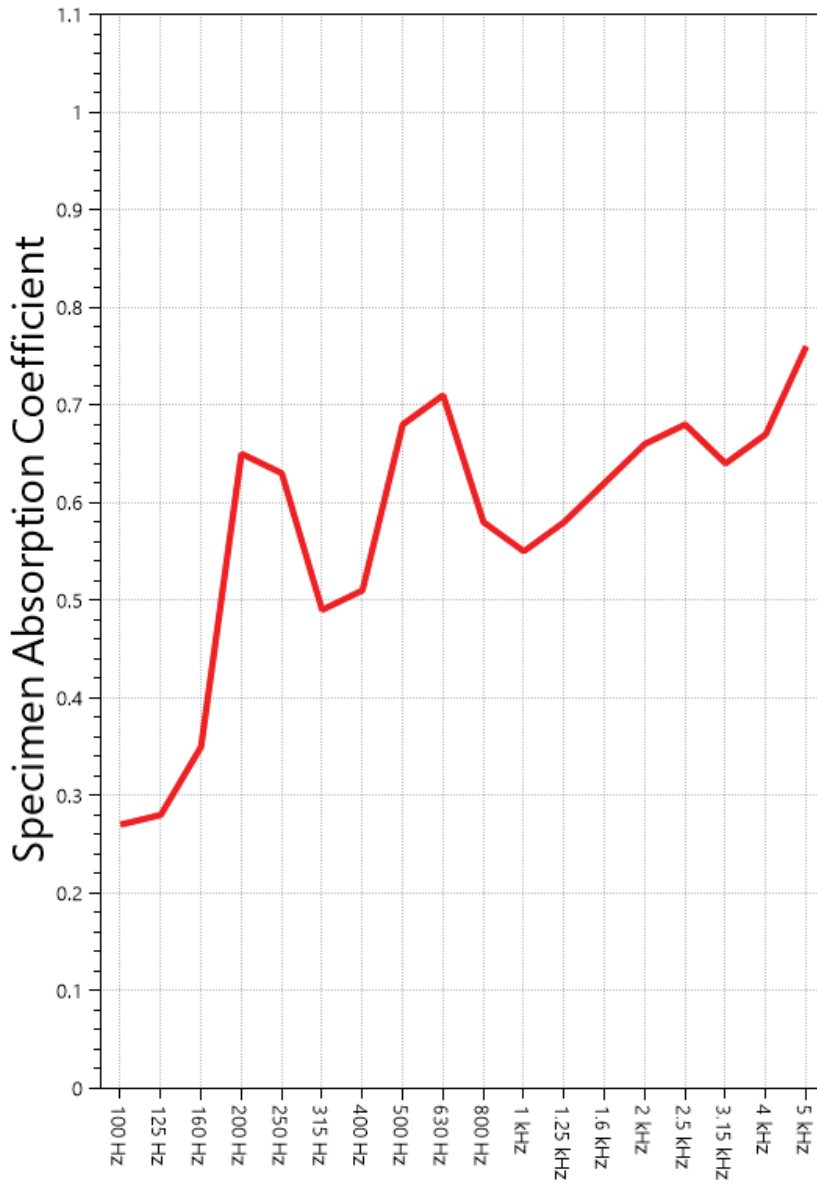
Architectural Supplements LLC
2019-02-25

RAL™-A19-076

Page 7 of 9

SOUND ABSORPTION REPORT

BioMontage® Panels - Long Moss



Frequency (Hz)

SAA = 0.61

NRC = 0.65



RIVERBANK ACOUSTICAL LABORATORIES IS ACCREDITED BY NVLAP (LAB CODE 100227-0) FOR ACOUSTICAL TESTING SERVICES IN ACCORDANCE WITH ISO/IEC 17025:2005 AND FOR THIS PROCEDURE. THIS REPORT MUST NOT BE USED BY THE CLIENT TO CLAIM PRODUCT CERTIFICATION, APPROVAL, OR ENDORSEMENT BY RAL, NVLAP, NIST, OR ANY AGENCY OF THE U.S. GOVERNMENT. THIS REPORT SHALL NOT BE MODIFIED WITHOUT THE WRITTEN APPROVAL OF RAL. THE RESULTS REPORTED APPLY ONLY TO THE SPECIFIC SAMPLE SUBMITTED FOR TESTING; RAL ASSUMES NO RESPONSIBILITY FOR THE PERFORMANCE OF ANY OTHER SAMPLE.

1512 S BATAVIA AVENUE
 GENEVA, IL 60134
 630-232-0104

An  ALION Technical Center

RIVERBANK.ALIONSCIENCE.COM

FOUNDED 1918 BY
 WALLACE CLEMENT SABINE

Test Report

Architectural Supplements LLC
 2019-02-25

RAL™-A19-076
 Page 8 of 9

APPENDIX A: Extended Frequency Range Data

Specimen: BioMontage® Panels - Long Moss (See Full Report)

The following non-accredited data were obtained in accordance with ASTM C423-17, but extend beyond the defined frequency range of 100Hz to 5,000Hz. These unofficial results are representative of the RAL test environment only and intended for research & comparison purposes.

1/3 Octave Band Center Frequency (Hz)	Total Absorption (Sabins)	Absorption Coefficient
31.5	-2.29	-0.04
40	-6.09	-0.10
50	-7.50	-0.12
63	4.80	0.08
80	7.32	0.11
<hr/>		
100	16.95	0.27
125	17.87	0.28
160	22.24	0.35
200	41.77	0.65
250	40.39	0.63
315	31.57	0.49
400	32.51	0.51
500	43.50	0.68
630	45.07	0.71
800	36.92	0.58
1000	35.10	0.55
1250	36.88	0.58
1600	39.67	0.62
2000	41.92	0.66
2500	43.52	0.68
3150	40.93	0.64
4000	42.71	0.67
5000	48.36	0.76
<hr/>		
6300	53.17	0.83
8000	55.45	0.87
10000	60.57	0.95
12500	61.68	0.97



RIVERBANK ACOUSTICAL LABORATORIES IS ACCREDITED BY NVLAP (LAB CODE 100227-0) FOR ACOUSTICAL TESTING SERVICES IN ACCORDANCE WITH ISO/IEC 17025:2005 AND FOR THIS PROCEDURE. THIS REPORT MUST NOT BE USED BY THE CLIENT TO CLAIM PRODUCT CERTIFICATION, APPROVAL, OR ENDORSEMENT BY RAL, NVLAP, NIST, OR ANY AGENCY OF THE U.S. GOVERNMENT. THIS REPORT SHALL NOT BE MODIFIED WITHOUT THE WRITTEN APPROVAL OF RAL. THE RESULTS REPORTED APPLY ONLY TO THE SPECIFIC SAMPLE SUBMITTED FOR TESTING; RAL ASSUMES NO RESPONSIBILITY FOR THE PERFORMANCE OF ANY OTHER SAMPLE.

1512 S BATAVIA AVENUE
GENEVA, IL 60134
630-232-0104

An ALION Technical Center

RIVERBANK.ALIONSCIENCE.COM

FOUNDED 1918 BY
WALLACE CLEMENT SABINE

Test Report

Architectural Supplements LLC
2019-02-25

RAL™-A19-076
Page 9 of 9

APPENDIX B: Instruments of Traceability

Specimen: BioMontage® Panels - Long Moss (See Full Report)

<u>Description</u>	<u>Model</u>	<u>Serial Number</u>	<u>Date of Certification</u>	<u>Calibration Due</u>
System 1	Type 3160-A-042	3160-106968	2018-08-09	2019-08-09
Bruel & Kjaer Mic And Preamp A	Type 4943-B-001	2311428	2018-09-28	2019-09-28
Bruel & Kjaer Pistonphone	Type 4228	2781248	2018-08-06	2019-08-06
EXTECH Hygro 662	SD700	A083662	2018-11-29	2019-11-29

APPENDIX C: Revisions to Original Test Report

Specimen: BioMontage® Panels - Long Moss (See Full Report)

<u>Date</u>	<u>Revision</u>
2019-03-08	Original report issued

END